

## Cost of DC Juvenile Justice System in 2011:



## Combined Cost of These Investments in DC Youth:

**\$40.8 million**  
Parks and  
Recreation

**\$38.4 million**  
DC Public  
Library

**\$5.1 million**  
Children and  
Youth Investment  
Collaborative

**\$18.5 million**  
DOES Youth  
Employment  
Programs

**\$17 million**  
DMH Youth Mental  
Health Programs



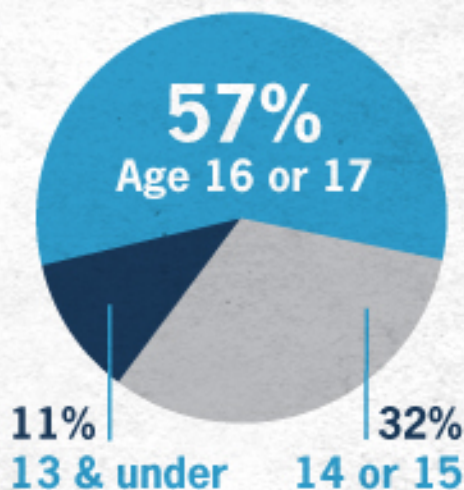
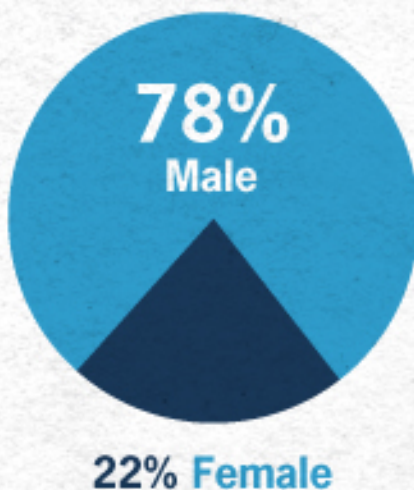
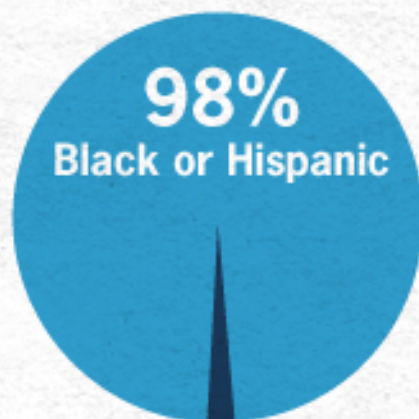


# YOUTH IN THE DC JUVENILE JUSTICE SYSTEM



# 95%

Live Below the  
Federal Poverty Level







# YOUTH IN THE DC JUVENILE JUSTICE SYSTEM

Divided City

70%

Live in Wards  
5, 7, and 8

.01%

Live in Ward 3

16th Street

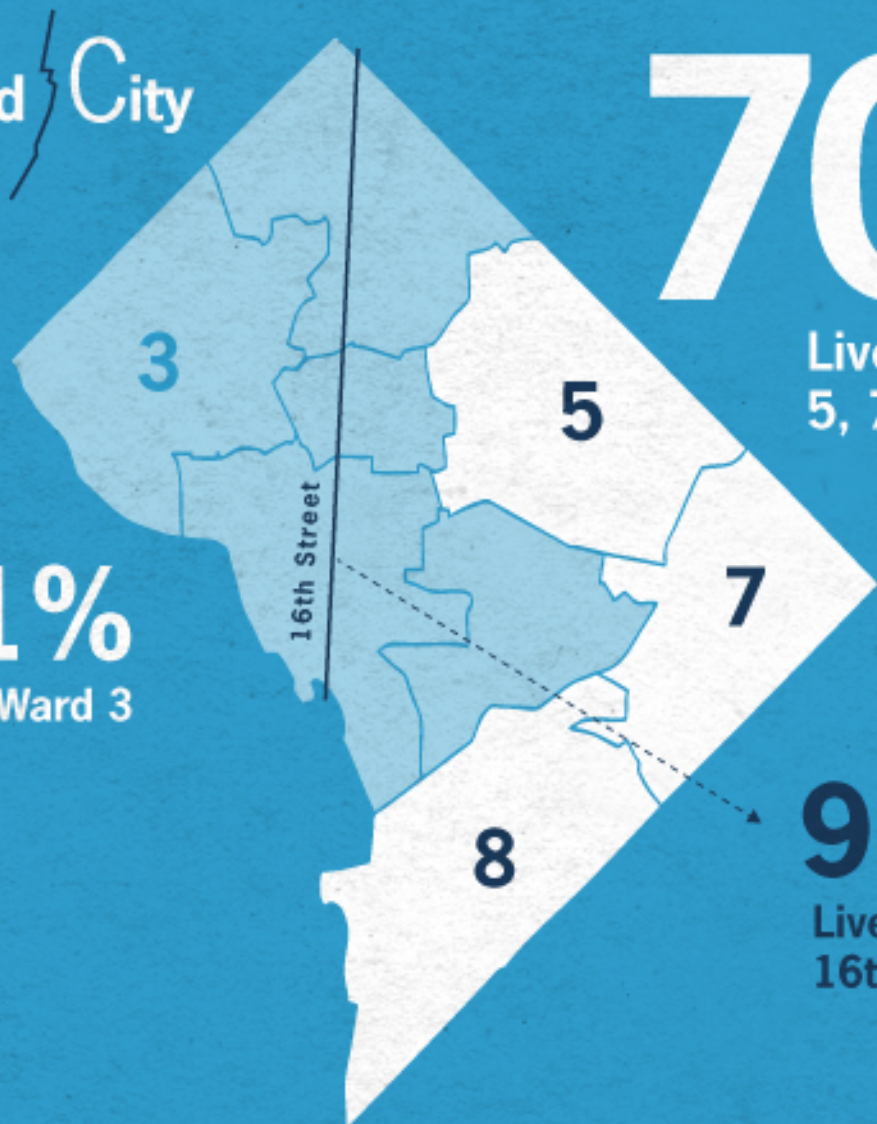
8

7

5

95%

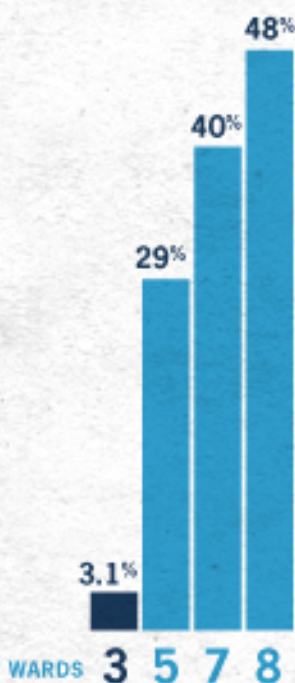
Live East of  
16th Street NW





# DC YOUTH INVOLVED IN JUVENILE JUSTICE SYSTEM GROW UP IN UNDER RESOURCED NEIGHBORHOODS

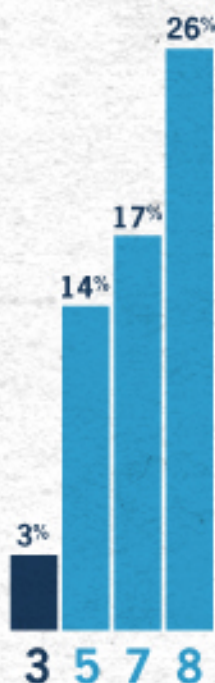
Child Poverty



Female-Headed Households with Children



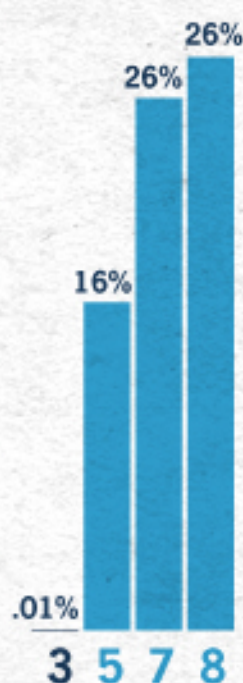
Unemployment Rates



Bachelor's Degree or Higher



Youth Arrests



Fewer than 4 in 10 Elementary Students in Wards 5, 7, and 8 are at Grade Level



More than 8 in 10 Elementary Students in Ward 3 are at Grade Level





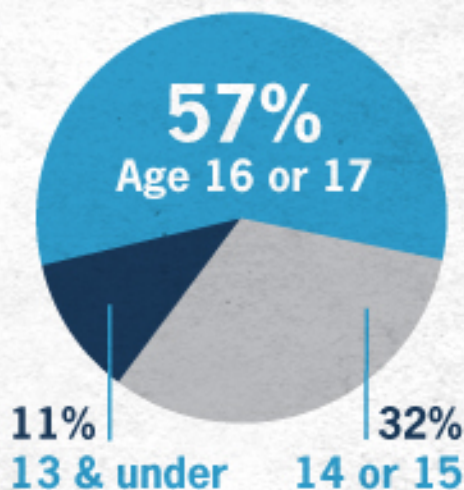
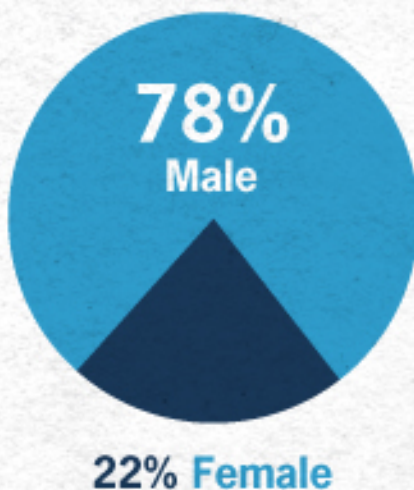
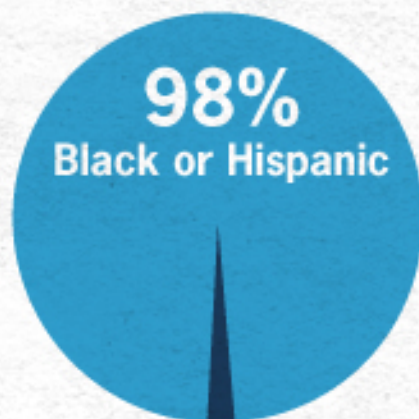


# YOUTH IN THE DC JUVENILE JUSTICE SYSTEM



# 95%

Live Below the  
Federal Poverty Level





## MOST YOUTH ARRESTS ARE FOR NONVIOLENT OFFENSES

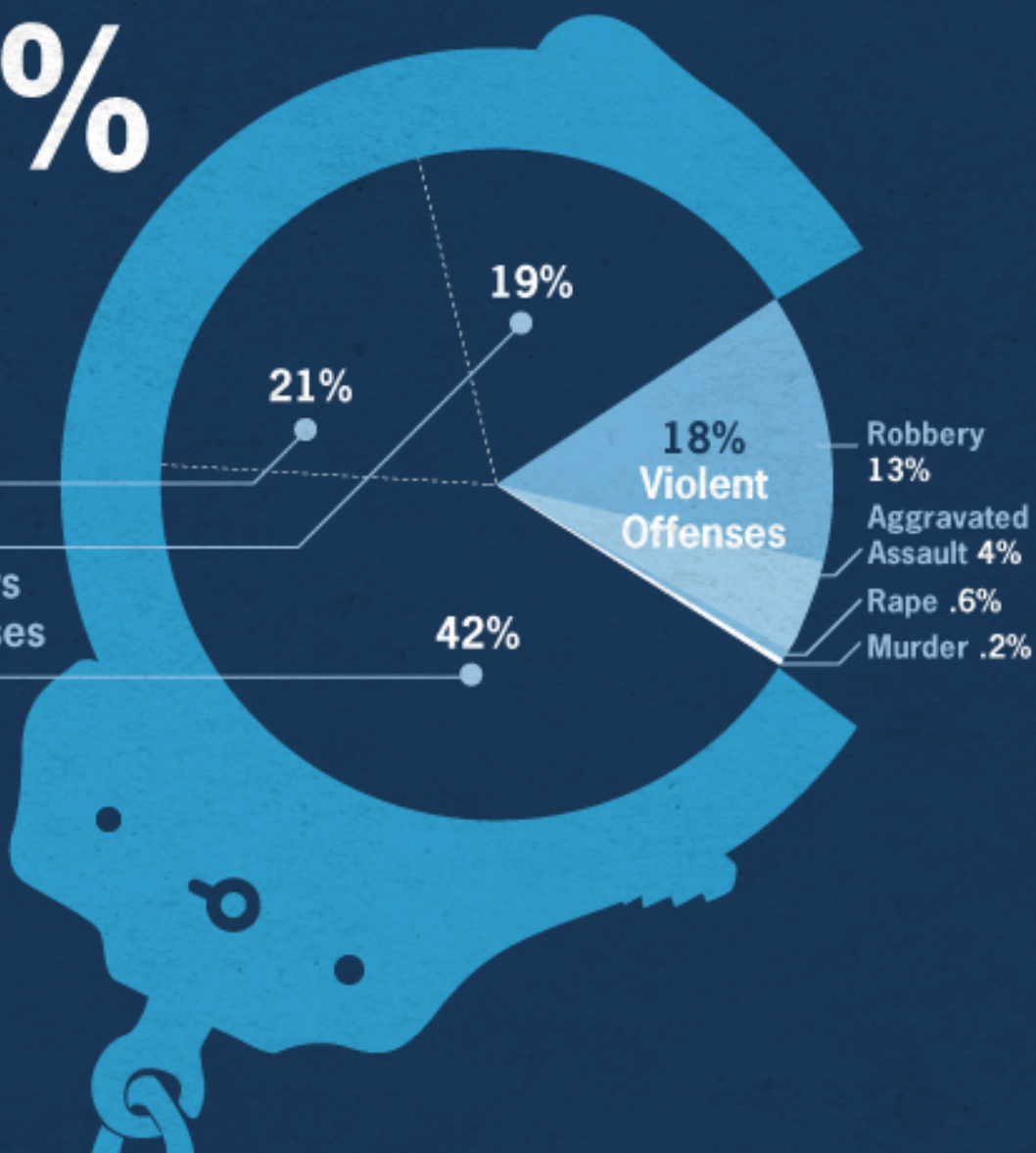
# 82%

of all youth arrests  
in 2011 were for

Release violations

Simple assault

Other Misdemeanors  
& non-violent offenses







## MONEY GOES TO CRISIS NOT PREVENTION

Average Per Youth Cost  
of the DC Juvenile  
Justice System



**\$41,500**

**2x** The Federal  
Poverty Line for  
a Family of Three

**\$19,090**



**4x** The Amount Spent  
Per Student in DC  
Public Middle Schools

**\$9,213**





## FEWER THAN HALF OF YOUTH ARRESTED ARE ACTUALLY CHARGED WITH A CRIME

2011

**3,464**  
Youth  
Arrests  
in DC:

More than half of the youth  
arrested were released  
after one night in jail

Fewer than Half  
of the Arrests Led to a  
Delinquency Charge

Fewer  
than **7%**  
of arrests  
resulted in  
commitment  
to DYRS.

52% of commitments to  
DYRS were for misdemeanors.







## YOUTH ARE BEING ARRESTED AT GREAT EXPENSE

It Costs DC Taxpayers  
Approximately

# \$1,000

to Arrest an Individual Youth.



**SAME  
AS:**



**1 Week Housing  
for a Homeless  
Family**



**1 Month of  
Public Education  
for a DC Youth**



**2 Months  
Income Benefits  
for a Family of 3  
on TANF**



**1 year of  
High Quality  
Mentoring  
for a DC youth**



**WE ARE WEAKENING FAMILIES**



**DC Youth spent over**

**200,000**

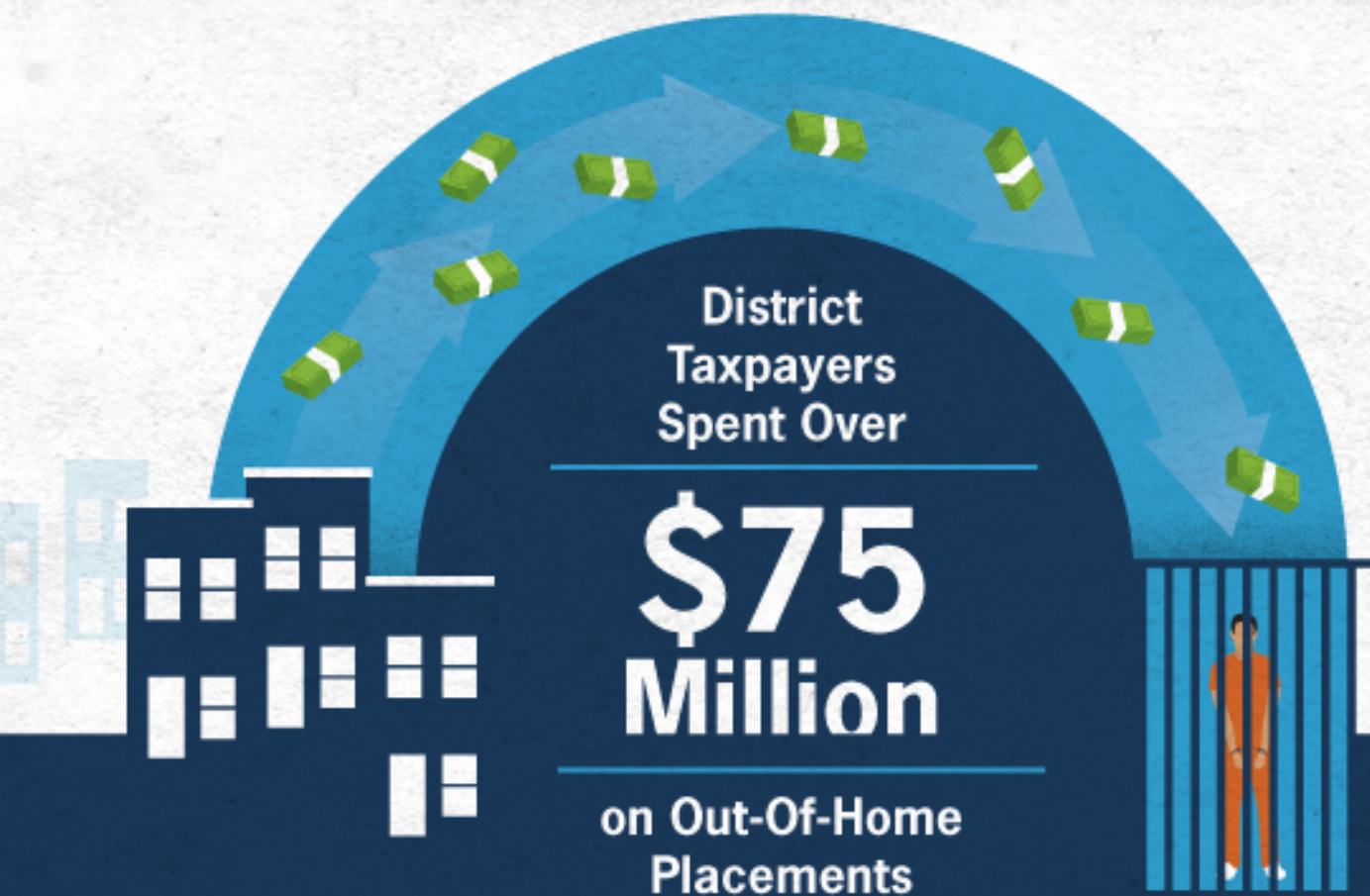
**nights removed from  
their families in 2011**








**WE ARE STRIPPING RESOURCES FROM THE  
COMMUNITIES INSTEAD OF BUILDING THEM**



Over \$19 million on pre-disposition out-of-home placement



Over \$56 million on post-disposition out-of-home placement